

# Solero

Microwave Tissue Ablation System



SIMPLE | SPEEDY | SCALABLE



 angiodynamics

 balmer medical

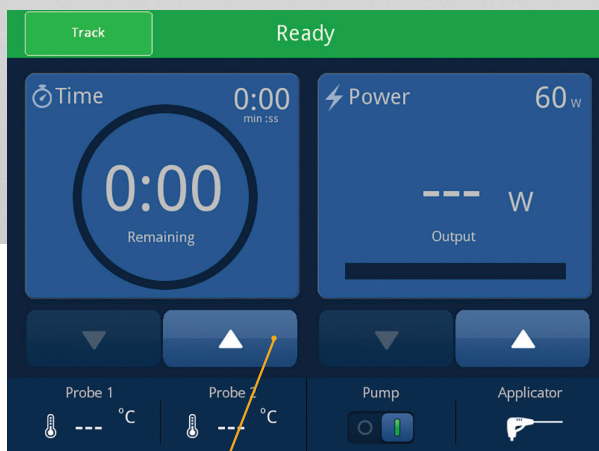
The single applicator system with the ability to complete up to a **5 cm ablation in 6 minutes<sup>†</sup>**

## SOLERO MICROWAVE TISSUE ABLATION SYSTEM

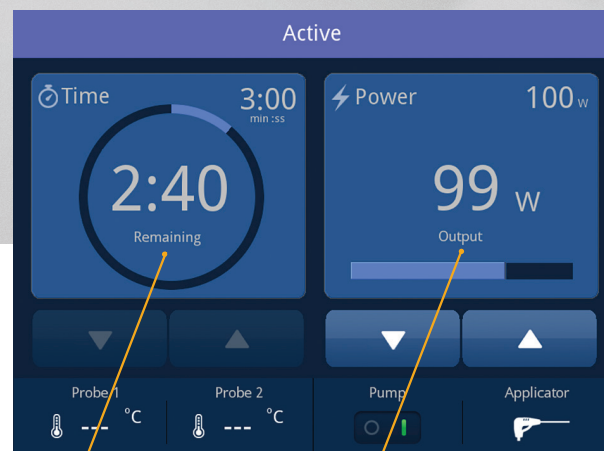
The Solero\* Microwave Tissue Ablation (MTA) System and Accessories are indicated for the ablation of soft tissue during open, laparoscopic, or percutaneous procedures. The Solero MTA System is not intended for cardiac use. The Solero MTA System is designed to be used by physicians who are trained in the use and application of image-guided ablation procedures, intraoperative ultrasound, and/or CT-guided needle placement.

### SOLERO GENERATOR

- **2.45 GHz Operating Frequency**
- **Solid State Generator** – No annual calibration required
- **Powers up to 140 W** – Speedy ablations
- **Intuitive Touch Screen User Interface**
- **Integrated Peristaltic Pump** – Continuous device cooling
- **Applicator Coolant Temperature Monitoring**
- **Reflected Energy Monitoring** – Feedback on ablation efficiency
- **No Grounding/ Dispersive/ Neutral Electrode Required**



Simple Operating Parameters of Time and Wattage



Countdown Timer

Real-time Output Power to Monitor Reflected Energy

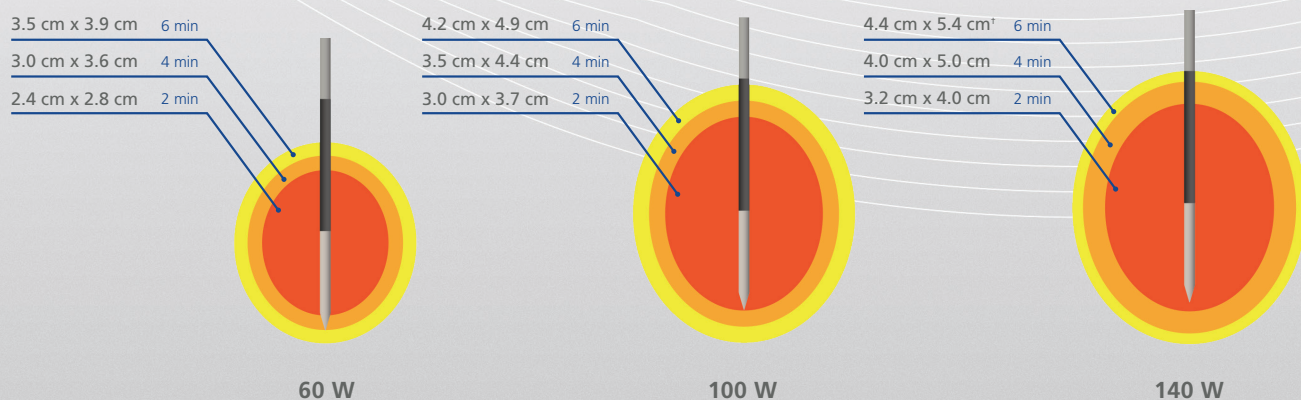


## SOLERO APPLICATOR

- **Applicator Available in 14 cm, 19 cm, and 29 cm Lengths**
- **Single Applicator System** – Scalability with a single probe designed for multiple predictable ablation zones and a single probe placement reduces placement time
- **15 g Stainless Steel Applicator** – Rigid enough to provide trackability and small enough for minimally invasive procedures
- **Dielectric Antenna with an Optimized Ceramic Tip** – Delivers microwave energy into targeted tissue for speedy ablations
- **Patented Coolant Channel with Thermocouple** – Real-time coolant monitoring to help protect non-targeted tissue ablation
- **9.3 ft Flexible, Fully Cooled Cable** – Allows for easy placement and antenna positioning within the sterile field

## SPEEDY AND SCALABLE ABLATION VOLUMES

**Ex Vivo Bovine Liver**  
(diameter x length)



**Note:** Ablation volumes in perfused tissues may differ from static laboratory results.

## SOLERO MICROWAVE TISSUE ABLATION SYSTEM

SKU	Description
H787127400000	Solero MW Generator
H7877001060010	Solero MW Applicator 14 cm
H7877001060020	Solero MW Applicator 19 cm
H7877001060030	Solero MW Applicator 29 cm

The Solero Microwave Generator and Accessories are not FDA cleared for sale in the United States. Please refer to the Solero Generator Operator's Manual and the Solero Applicator Directions For Use for complete instructions, warnings, and precautions.



**Balmer Médical SA > Rte de Provence > CH-1426 Concise**  
**info@balmermedical.ch > Tel. +41 24 436 29 07**  
**www.balmermedical.ch**

\*AngioDynamics, the AngioDynamics logo, Solero and the Solero logo are trademarks and/or registered trademarks of AngioDynamics, Inc., an affiliate or a subsidiary. © 2016 AngioDynamics, Inc. ANGB 357 GL Rev 01 12/16